

TERM 2 : WEEK 1

Natural History Lessons

LESSON 1

Review:

Review the previous lesson of *The Sciences* by telling your parent what you remember about it.

Lesson Setup:

In today's lesson, we continue to learn about how we are able to see the Moon and other planets using a telescope. Encourage your child to experiment with their telescope and see what they can find in the night sky. Try to look for The Pleiades high up in the sky on 5th January at 9pm or 20th January at 8pm.

New words:

distinctness – The quality of being sharp and clear.

acre – An area measuring 43,560 square feet or 4047 square metres.

Reading & Narration 1:

Parent reads aloud the rest of the 'Telescopes' section in *The Sciences* until page 62. Carefully study Figure 46 as your parent reads. Give an oral narration.

Reading & Narration 2:

Read aloud the section 'The Moon' from page 62 to 63 to a parent. Give an oral narration.

LESSON 2

Review:

Review the previous lesson of *Madam How and Lady Why* by telling your parent what you remember about it.

Lesson Setup:

We continue learning about earthquakes and their after effects today. You will need a handful of marbles to try the experiment described and your Natural History book.

New words:

offing – The more distant part of the sea seen from shore.

heave – Lift with great effort.

LESSON 3

Review:

Review the previous lesson by telling your parent what you remember about it.

Lesson Setup:





Today we continue to learn about tsunami's or the great sea waves caused by earthquakes. In preparation, read together this [article](#) about the 2004 Indian Ocean tsunami.

Reading & Narration 1:

Parent reads aloud from the last line on page 50 until page 51 ending "... of any other land." of 'Chapter II: Earthquakes' in *Madam How and Lady Why*. Give an oral narration.

(continued on next page)

Between the Lines Natural History Form IIB

<p>Reading & Narration 1:</p> <p> Parent reads aloud from page 48 beginning “The shock runs...” until “... sound knowledge still.” on page 49 of ‘Chapter II: Earthquakes’ in <i>Madam How and Lady Why</i>. Try out the experiment using marbles. Give an oral narration.</p> <p>Reading & Narration 2:</p> <p> Read aloud until page 50 ending “... with tremendous force.” in ‘Chapter II: Earthquakes’. Write a short paragraph narration of a few sentences in your Natural History book.</p>	<p>Reading & Narration 2:</p> <p> Read aloud the rest of page 52 until “burst at last” on page 53 in ‘Chapter II: Earthquakes’. Give an oral narration.</p>
Nature Outing	
Form IIB only	Do as a Family
<p>Observe and collect data and items for a special study related to the month of January. Collect specimens and take photographs.</p>	<p>Preparation:</p> <p> Read-aloud one or two pages of a winter chapter of <i>Countryside Rambles</i> as per the rotation schedule.</p> <p>Outing:</p> <p>Find and identify two birds in your neighbourhood (observe the birds behaviour, take photographs and collect feathers if possible). Use your local bird field guide to help you identify the birds.</p>
Nature Notebook	
Form IIB only	Do as a Family
<p>Create a double-page special study in your Nature Notebook. Add data such as the date, time, weather, descriptions, names of plants and animals seen.</p> <p>Do brush drawings and pencil sketches of the various things and animals you saw. Use the photographs, specimens and feathers as reference.</p>	<p>Paste collected feathers into your Nature Notebooks.</p> <p>Name and verbally describe the two birds.</p>